

## Wireless Single Channel Fixture Controller 10A

### Overview

- 1-Channel 0-10VDC Dimming
- Mounts To Electrical Box Or Light Fixture
- Casambi Wireless Mesh
- High-End Trim, Zoning, Continuous Dimming
- Relay With Zero-Crossing
- 120-277VAC Input Voltage
- ioXt Alliance Cybersecurity Certification



Suitable For Indoor Use Only



### Applications

The Wireless Fixture Controller (PSC-WCM-300-BLE-CB) allows for one channel of 0-10 dimming, and has a 10A relay for turning on and off multiple fixtures in the same zone. This unit is controlled via Casambi Wireless Mesh technology.

With input voltage of 120-277VAC, this unit has an 1/2" threaded male connector for attachment to an electrical box or fixture mounting. The unit also has two tabs for mounting,

### Operation

#### Casambi Wireless Mesh Controls:

The controller connects to a wireless mesh network via a mobile app, available as iOS or Android, to allow initial setup and subsequent parameters adjustments.

**User Interface:** Using the mobile app, features include: setup, control real time feedback, and scheduling without a gateway or internet access.

**1 Channel Dimming:** allows for one 0-10 dimming channel for zone control.

**Relay:** 10A relay to control multiple fixtures in a lighting zone.

Low voltage wires are in heat shrink tubing as a barrier from line voltage wiring (UL approved).

### Summary

**Product Type:**  
1-Channel Wireless Fixture Controller

**Input Voltage | Current Consumption:**  
120-277VAC 50/60Hz | 100 mA

**0-10VDC Output:** 30 mA sink

**Load Rating (10A Relay):**  
Max. 10A, E. Ballast, LED, CFL  
Max. 10A, Resistive

**Mounting:**  
Light Fixture or Electrical Box.

**Max Wireless Range<sup>1</sup>:**  
100ft (30.4m)

**Operating Temperature:**  
-40° C to 40° C

**Storage Temperature:**  
-40° C to 85° C

**Relative Humidity:**  
90-95% non-condensing

**Color:** White

**Warranty:** 5 years

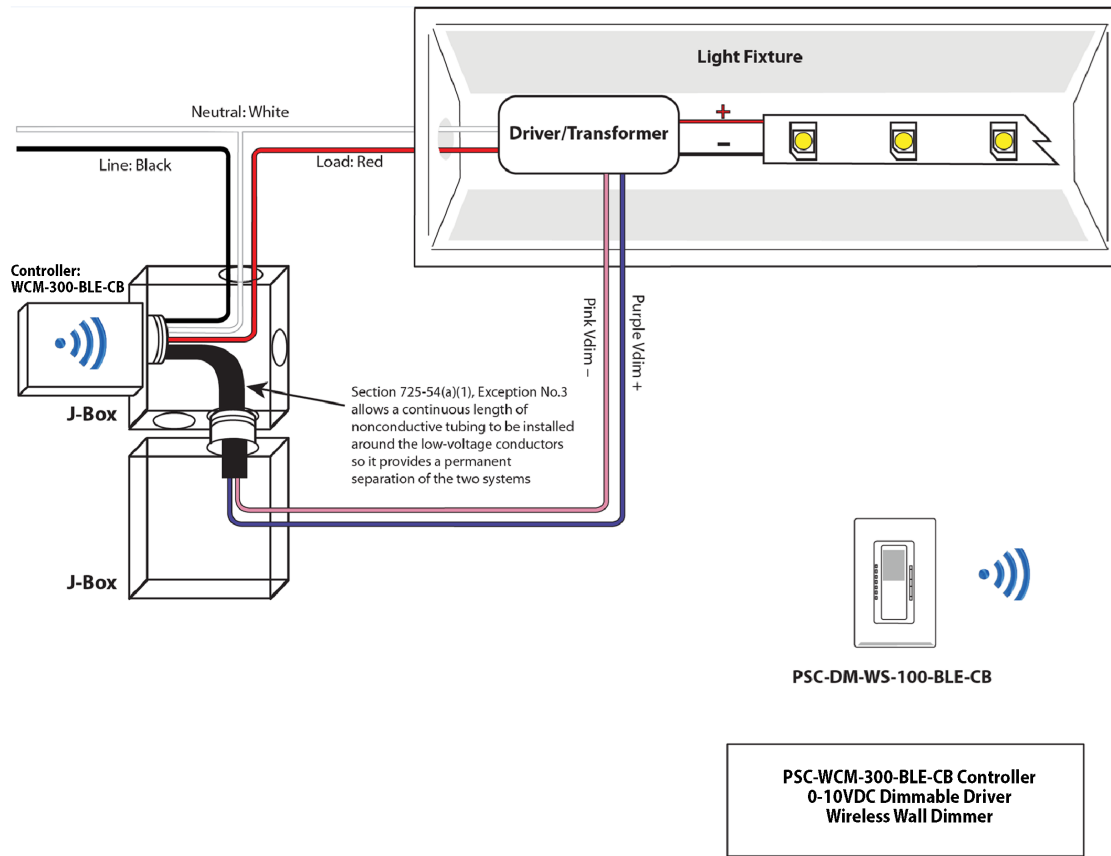
**Note:**

1. Wireless Range is highly dependent on the integration of fixtures, surrounding environment and conditions. It is recommended to conduct testing for range accuracy.

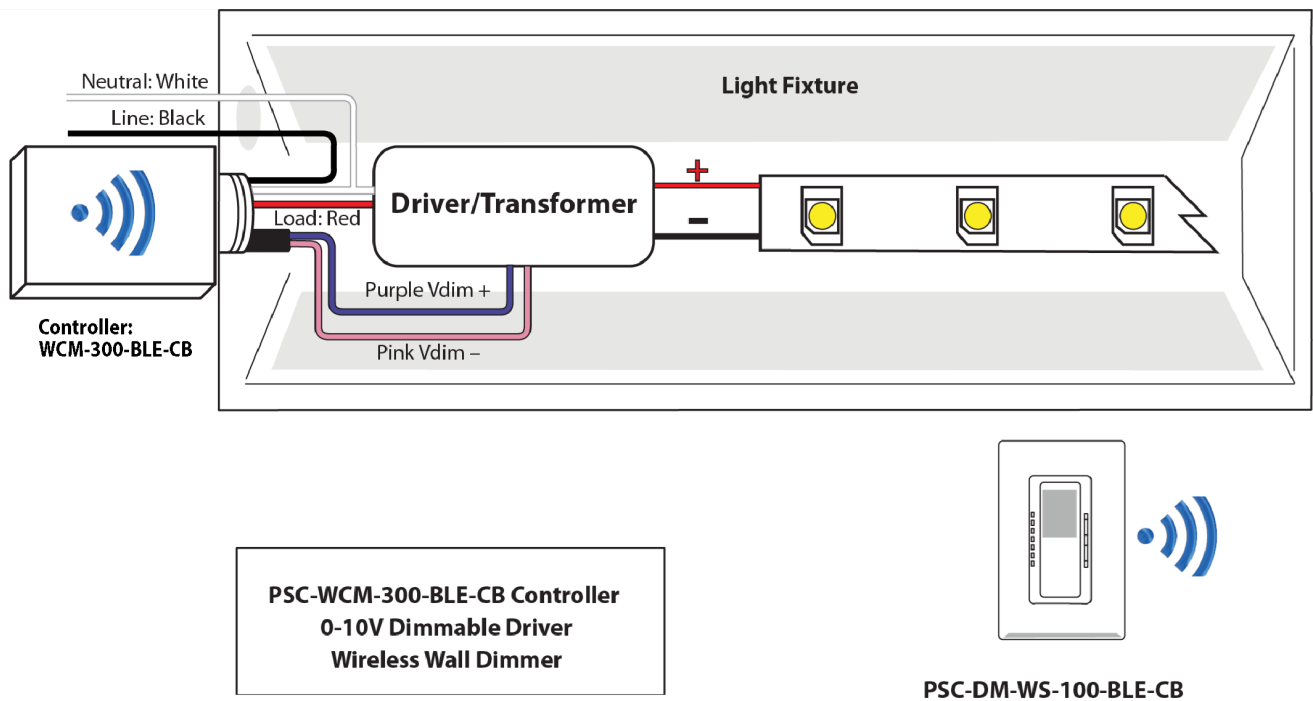
Project

Location/Type

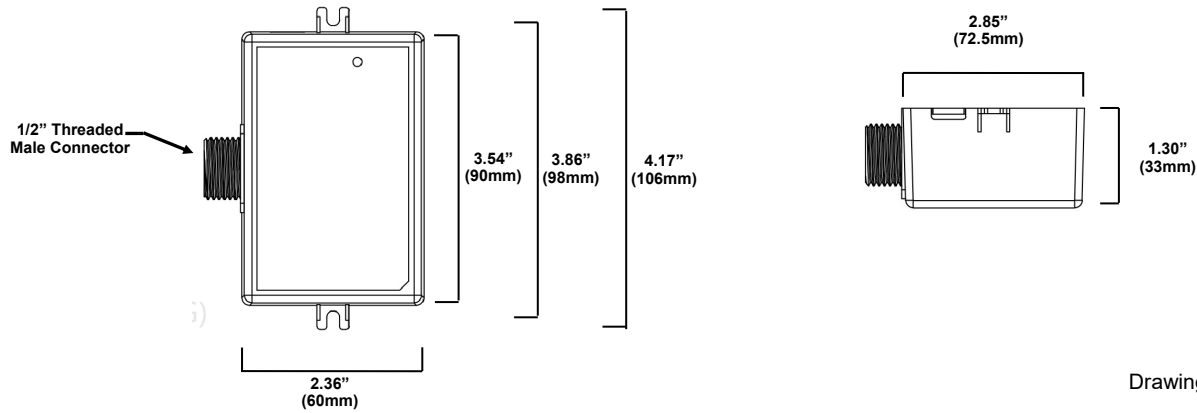
## Wiring Example Application: Controller Mounted On Electrical Box



## Wiring Example Application: Controller Mounted On Fixture



## Physical Dimensions



## Wiring Table

Wire	Designation	Notes	Size
Black	Line Input	Connect to Line Power	#14 AWG, 180+/-20mm, Strip 10mm Tin Plated
White	Neutral Input	Connect to Neutral Power and Luminaire Power Input	
Red	Load Output	Connect to Luminaire Power Input	
Purple	0-10VDC+ Dim Output	Connect to Luminaire Dim Input (0-10V+)	#22 AWG, 180+/-20mm, Strip 10mm Tin Plated
Pink (or Gray)	0-10VDC- Dim Output	Connect to Luminaire Dim Input (0-10V-)	

## How to Order

Model No.	Description	Input Voltage	Relay	Dimming Output	Aux. Output	Sensor Input
PSC-WCM-300-BLE-CB	Line Voltage Fixture Controller, Single Channel, Casambi Wireless Mesh	120-277VAC	10A	0-10V, 30mA	NA	NA

Design and specifications are subject to change without notice.